

Scaled data based on original data using  
LM-79-08 Approved Method: Electrical and Photometric Measurements of Solid-  
State Lighting Products

Test Report Prepared for  
Cooper Lighting Solutions  
(formerly Eaton)

Brand: McGRAW-EDISON

Report Number: P192369

Luminaire Tested: **GLEON-AF-01-LED-E1-T4W-7050**

Issue Date: 3/3/2020

**Test Information**

Test Method: LM-79-08  
Report Number: P192369  
TEST IS SCALED FROM IESNA LM-79-08 TEST DATA (P24147)  
Test Lab: INNOVATION CENTER P2  
Issue Date: 3/3/2020  
Manufacturer: COOPER LIGHTING SOLUTIONS (FORMERLY EATON)  
Product Line: MCGRAW-EDISON  
Catalog Number: GLEON-AF-01-LED-E1-T4W-7050  
Description: GALLEON AREA AND ROADWAY LUMINAIRE  
(1) 70 CRI, 5000K, 1050mA LIGHTSQUARE WITH 16 LEDS EACH AND TYPE IV WIDE OPTICS  
Light Source: -  
Ballast/Driver: ELECTRONIC DRIVER

**Summary**

Lumens per Lamp: N/A  
Luminaire Lumens: 6189 lumens  
Efficiency: N/A  
Efficacy: 104.9 lumens/watt  
Luminous Opening: Rectangular (W 0.5' x L: 0.5' x H: 0')  
IES Classification: Type IV - Short - Semi-Cutoff  
BUG Rating: B1 - U0 - G2

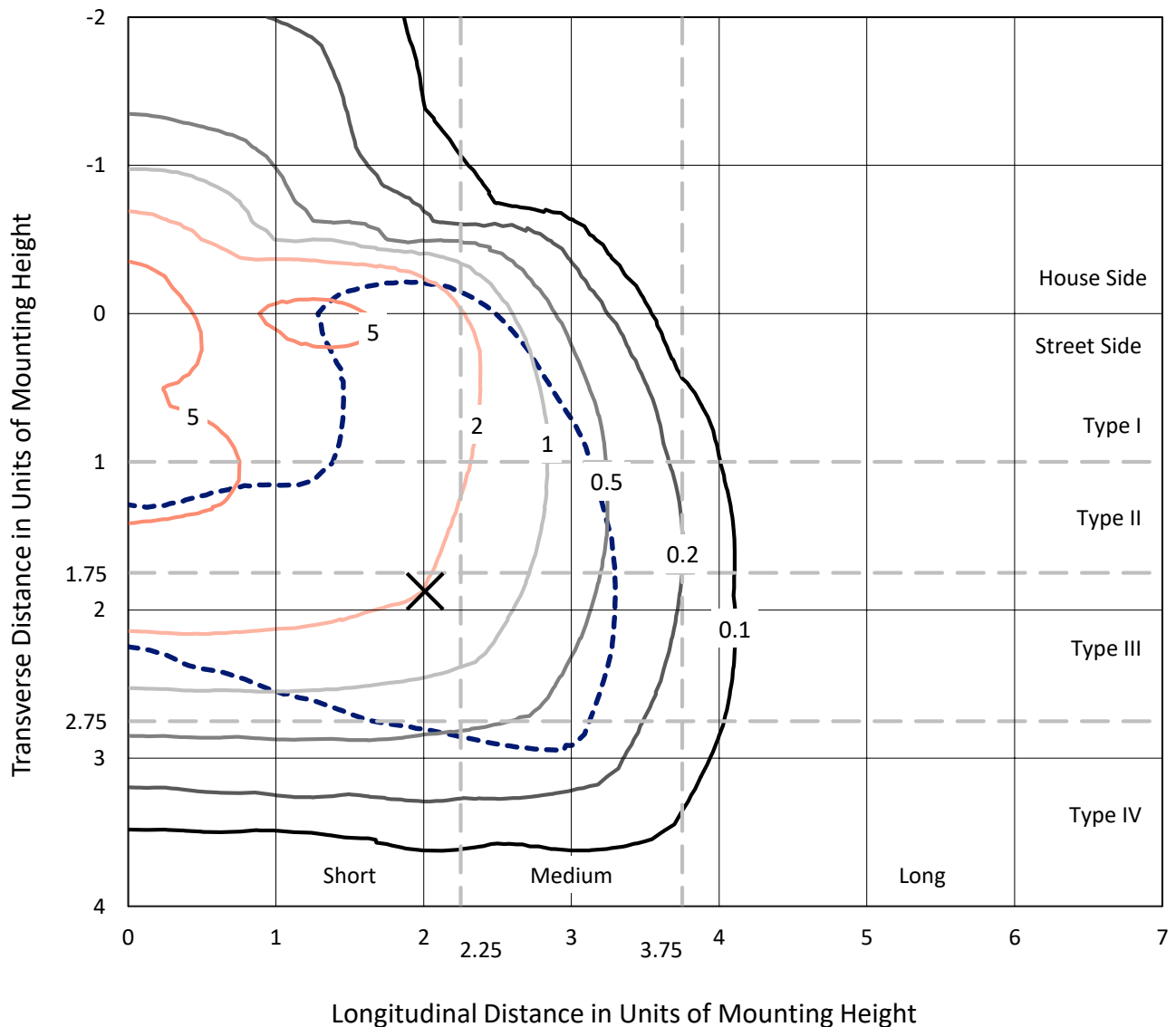
Input Watts (W): 59  
Input Voltage (V): NR  
Input Current (Ain): NR  
Voltage Rise (V): NR  
Power Factor: NR  
Total Harmonic Distortion (THDi): NR  
Frequency (hertz): 60  
Stabilization Time: NR  
Operation Time: NR  
Ambient Temperature (°C): NR  
Test Distance: 25 FT



REPORT NUMBER: P192369  
 CATALOG NUMBER: GLEON-AF-01-LED-E1-T4W-7050

### Iso-Footcandle Lines of Horizontal Illumination

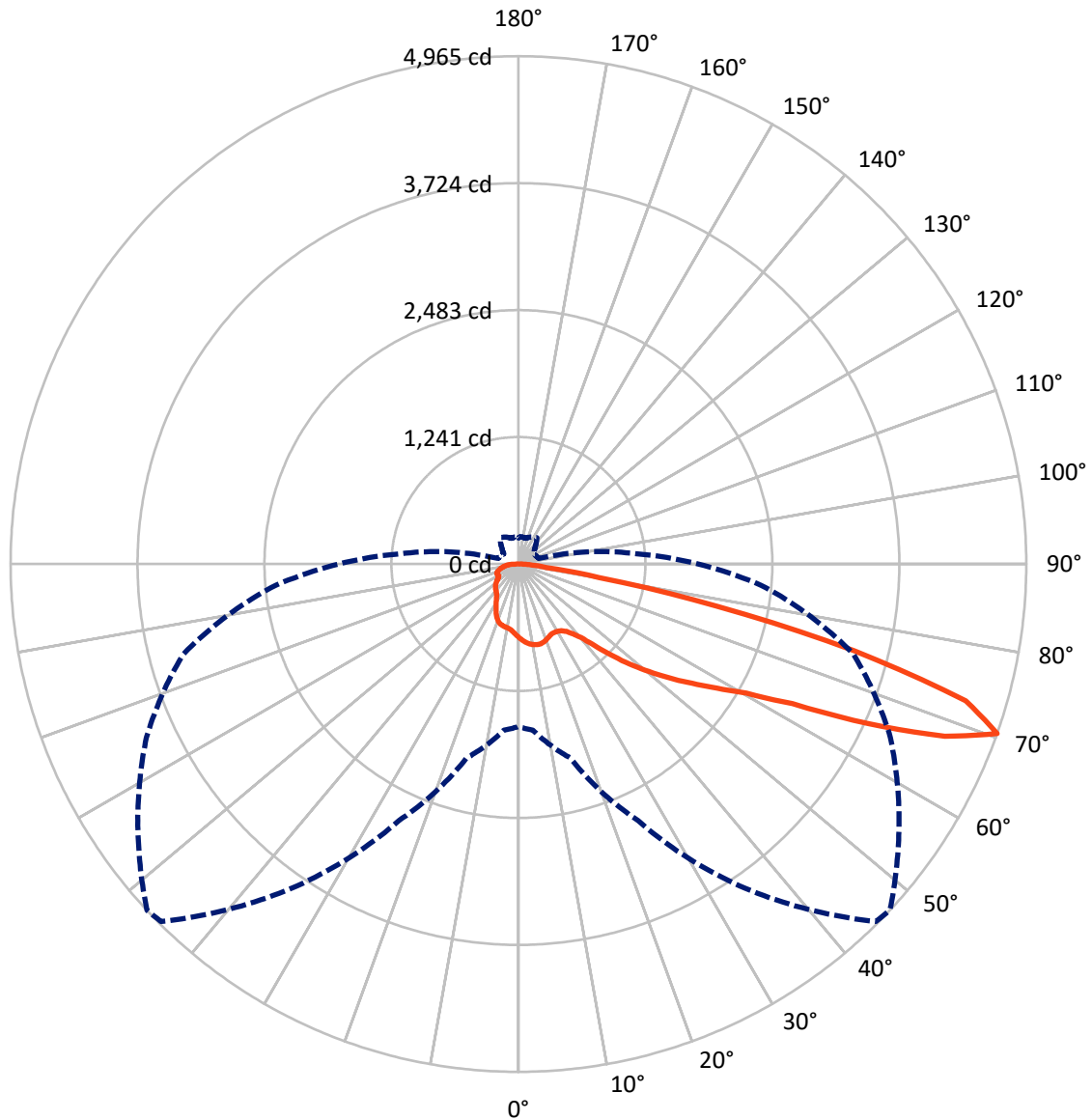
✕ Max cd  
 - - - 1/2 Max cd



Based on 10 foot mounting height. Maximum calculated value = 8.3 fc  
 Type IV - Short - Semi-Cutoff

REPORT NUMBER: P192369  
CATALOG NUMBER: GLEON-AF-01-LED-E1-T4W-7050

### Luminous Intensity Polar Plot



— Vertical Plane Through 47-Deg Lateral      - - - Horizontal Cone Through 70-Deg Vertical

REPORT NUMBER: P192369

CATALOG NUMBER: GLEON-AF-01-LED-E1-T4W-7050

**FLUX DISTRIBUTION:**

		Downward	Upward	Total
<b>House Side</b>	Lumens	1291.1	0.0	1291.1
	% Fixture	20.9	0.0	20.9
<b>Street Side</b>	Lumens	4897.8	0.0	4897.8
	% Fixture	79.1	0.0	79.1
<b>Total</b>	Lumens	6189.0	0.0	6189.0
	% Fixture	100.0	0.0	100.0

**ZONAL LUMENS:**

Zone	Lumens	% Fixture
0°-10°	68.8	1.1
10°-20°	201.9	3.3
20°-30°	298.1	4.8
30°-40°	433.3	7.0
40°-50°	779.7	12.6
50°-60°	1350.8	21.8
60°-70°	1928.0	31.2
70°-80°	989.7	16.0
80°-90°	138.6	2.2
90°-100°	0.0	0.0
100°-110°	0.0	0.0
110°-120°	0.0	0.0
120°-130°	0.0	0.0
130°-140°	0.0	0.0
140°-150°	0.0	0.0
150°-160°	0.0	0.0
160°-170°	0.0	0.0
170°-180°	0.0	0.0
0°-90°	6189.0	100.0
0°-180°	6189.0	100.0

**Coefficient of Utilization**



REPORT NUMBER: P192369

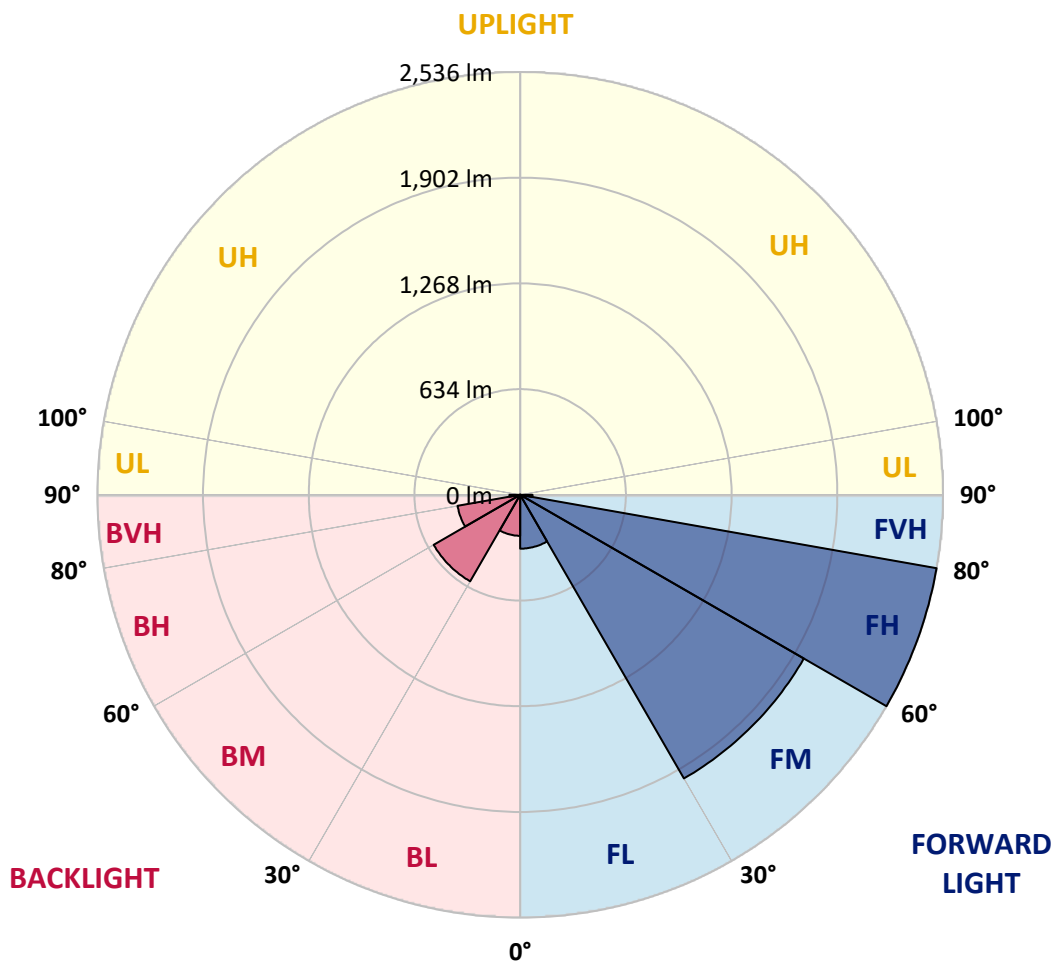
CATALOG NUMBER: GLEON-AF-01-LED-E1-T4W-7050

**LUMINAIRE CLASSIFICATION SYSTEM LUMEN TABLE AND BUG RATING:**

Zone		Lumens	% Fixture	Zone Rating/Lumen Limit		
				B	U	G
FL	(0°-30°)	322.9	5.2			
FM	(30°-60°)	1964.6	31.7			
FH	(60°-80°)	2536.4	41.0			G2/5000
FVH	(80°-90°)	73.9	1.2			G1/100
BL	(0°-30°)	245.8	4.0	B1/500		
BM	(30°-60°)	599.3	9.7	B1/1000		
BH	(60°-80°)	381.4	6.2	B1/500		G1/500
BVH	(80°-90°)	64.6	1.0			G1/100
UL	(90°-100°)	0.0	0.0		U0/0	
UH	(100°-180°)	0.0	0.0		U0/0	

**BUG Rating: B1-U0-G2**

Type IV Short





REPORT NUMBER: P192369

CATALOG NUMBER: GLEON-AF-01-LED-E1-T4W-7050

**CANDELA DISTRIBUTION (FULL):**

	0°	5°	15°	25°	35°	45°	47°	55°	65°	75°	85°
0°	718.1	718.1	718.1	718.1	718.1	718.1	718.1	718.1	718.1	718.1	718.1
2.5°	760.3	758.8	758.2	757.0	755.5	747.9	746.4	741.0	733.5	725.6	717.5
5°	810.3	810.0	806.6	800.6	791.0	774.4	770.5	757.3	739.5	722.3	705.2
7.5°	854.2	851.5	845.2	833.1	816.3	793.7	788.3	769.9	745.5	722.0	698.8
10°	886.4	884.9	871.1	854.5	832.5	807.5	801.2	780.7	753.9	724.1	695.2
12.5°	904.8	901.8	885.8	866.0	839.8	815.4	809.0	788.3	758.2	724.1	690.1
15°	903.6	901.5	885.5	863.8	837.4	816.0	810.3	789.5	757.3	721.1	683.5
17.5°	879.5	880.4	866.9	845.5	823.8	807.5	802.4	783.2	751.2	715.1	675.7
20°	837.4	841.6	832.5	813.6	801.5	790.4	787.1	770.8	741.9	706.4	667.2
22.5°	795.2	799.1	795.5	779.5	777.7	771.1	769.3	757.6	733.8	701.0	662.1
25°	764.2	767.8	767.2	753.3	758.8	758.5	757.0	751.2	732.0	701.0	663.0
27.5°	755.8	757.0	755.8	743.1	750.6	756.7	755.5	754.5	737.4	709.7	674.5
30°	784.7	782.9	773.5	747.9	754.9	763.3	762.1	762.7	753.6	732.6	700.1
32.5°	900.0	891.8	862.3	790.4	772.0	776.5	777.1	787.1	788.6	767.8	739.8
35°	1072.5	1063.5	1025.2	904.2	825.3	809.7	809.7	824.7	833.7	818.4	801.5
37.5°	1255.3	1245.3	1224.9	1062.0	937.3	867.2	865.7	876.2	889.1	892.8	897.0
40°	1463.0	1452.5	1458.2	1239.0	1093.6	966.8	945.4	937.9	972.8	996.0	1029.8
42.5°	1690.4	1685.5	1687.6	1436.2	1271.5	1115.9	1085.5	1046.6	1088.8	1130.0	1200.8
45°	1900.8	1905.0	1902.9	1647.3	1469.7	1297.7	1265.5	1190.2	1231.5	1302.2	1417.6
47.5°	2085.1	2067.6	2094.7	1877.9	1691.6	1501.3	1461.5	1360.7	1402.5	1489.8	1684.9
50°	2308.8	2306.4	2266.7	2185.7	1959.8	1705.7	1653.6	1536.8	1601.8	1723.2	2021.9
52.5°	2544.0	2500.3	2463.9	2425.0	2244.4	1915.3	1851.4	1712.3	1836.1	1988.7	2432.6
55°	2592.1	2572.6	2617.7	2683.1	2518.7	2133.0	2058.6	1932.4	2099.9	2292.3	2906.2
57.5°	2695.1	2694.8	2788.2	2904.7	2801.1	2363.9	2288.9	2198.3	2396.4	2640.0	3409.0
60°	2764.7	2784.2	2957.7	3183.8	3078.4	2630.7	2561.7	2505.1	2733.7	3028.7	3877.5
62.5°	2801.1	2827.6	3064.3	3297.0	3470.4	3074.8	3005.9	2924.3	3179.9	3455.1	4151.5
65°	2649.7	2701.7	3047.7	3394.9	3813.7	3794.7	3763.7	3620.4	3737.8	3792.0	4052.5
67.5°	2230.5	2283.8	2686.7	3303.6	4058.8	4489.1	4495.7	4250.9	4081.1	3820.9	3407.2
70°	1589.2	1631.0	1964.4	2769.8	3872.1	4942.8	4965.4	4541.4	4012.7	3388.5	2380.5
72.5°	754.5	780.1	1095.7	1802.7	3072.7	4528.8	4572.5	4170.5	3412.0	2508.7	1298.6
75°	277.3	285.1	370.3	766.9	1782.2	3339.8	3391.3	2989.6	2261.8	1249.0	494.7
77.5°	166.2	171.3	207.8	323.7	701.0	1909.0	1985.1	1625.9	988.5	464.9	243.3
80°	116.2	119.8	149.0	201.4	331.2	727.5	795.2	663.6	393.8	294.2	177.0
82.5°	78.6	80.4	104.8	136.1	220.1	259.8	280.3	295.1	265.6	218.9	112.3
85°	51.5	53.3	71.1	89.7	140.0	134.3	137.3	173.7	193.9	148.7	62.3
87.5°	29.5	30.7	42.8	47.9	68.7	56.9	57.5	91.5	124.1	100.3	37.9
90°	0.0	0.0	0.0	0.0	0.0	0.0	0.0	0.0	0.0	0.0	0.0



REPORT NUMBER: P192369  
 CATALOG NUMBER: GLEON-AF-01-LED-E1-T4W-7050

**CANDELA DISTRIBUTION (continued):**

	90°	95°	105°	115°	125°	135°	145°	155°	165°	175°	180°
0°	718.1	718.1	718.1	718.1	718.1	718.1	718.1	718.1	718.1	718.1	718.1
2.5°	715.4	711.5	702.8	697.3	692.2	691.0	688.9	688.6	688.3	688.3	687.4
5°	699.4	692.8	679.3	671.7	665.4	664.8	664.5	666.0	666.6	667.2	666.3
7.5°	689.2	680.2	663.3	652.5	645.0	643.1	646.2	653.1	657.6	659.4	658.5
10°	682.9	671.7	652.2	640.4	634.1	633.2	637.1	645.3	654.6	658.2	657.9
12.5°	675.7	663.0	642.2	629.9	626.3	628.1	633.2	640.7	650.4	656.1	656.4
15°	668.4	653.7	632.3	621.5	620.0	622.4	627.2	632.9	640.4	646.2	646.8
17.5°	659.7	644.3	623.0	611.8	610.6	611.8	612.1	615.1	620.0	625.4	626.9
20°	650.4	634.7	612.4	601.3	595.9	591.1	585.6	586.2	587.7	593.2	594.4
22.5°	643.7	628.1	604.3	588.9	574.5	560.0	549.2	547.7	548.3	552.8	554.3
25°	644.3	627.8	602.2	575.7	544.1	520.9	506.4	504.0	503.7	507.0	509.2
27.5°	656.1	639.5	610.0	562.1	511.0	476.6	461.3	459.5	457.1	458.0	460.4
30°	682.3	666.9	629.0	548.3	475.1	433.3	417.3	415.5	412.2	410.7	412.5
32.5°	725.0	712.4	656.7	535.0	439.3	396.2	380.0	376.1	374.0	372.2	373.7
35°	796.1	790.7	693.7	520.6	407.7	367.6	352.9	346.9	343.9	347.2	349.6
37.5°	907.5	910.5	742.2	498.0	383.3	348.7	336.3	329.4	324.9	327.6	330.3
40°	1065.3	1067.4	795.8	466.1	362.2	337.5	324.3	318.0	311.6	306.8	306.5
42.5°	1272.4	1251.1	848.5	431.5	337.8	330.6	315.9	308.0	298.4	285.1	282.4
45°	1518.1	1443.2	888.5	391.7	310.4	322.2	306.5	295.7	280.6	266.2	264.7
47.5°	1801.2	1649.4	908.1	350.5	284.8	309.8	295.1	277.9	258.9	251.7	250.8
50°	2146.8	1894.2	917.4	310.4	262.6	293.6	278.5	258.3	242.4	240.9	240.0
52.5°	2540.4	2188.7	920.5	277.6	244.2	272.5	265.0	245.4	232.7	234.0	234.0
55°	2952.3	2492.8	879.5	253.8	227.3	250.8	255.9	240.3	229.7	234.6	236.4
57.5°	3330.4	2762.3	750.6	235.5	211.4	234.3	252.6	245.1	237.9	257.4	258.6
60°	3620.7	2921.5	560.6	218.9	199.6	228.5	261.4	263.5	265.3	311.9	318.3
62.5°	3681.5	2868.6	385.4	206.0	194.2	233.4	277.3	277.6	275.5	308.0	311.9
65°	3402.4	2533.4	280.3	198.7	189.7	242.1	290.9	284.5	270.7	295.4	288.1
67.5°	2702.0	1908.7	233.4	193.3	183.1	241.5	305.3	290.9	268.0	289.4	277.6
70°	1753.9	1154.1	207.8	188.8	175.2	230.0	313.7	290.3	260.1	269.2	255.3
72.5°	855.7	516.1	190.6	182.2	167.1	214.1	313.4	284.8	252.0	251.4	243.9
75°	334.8	236.4	174.9	172.2	153.3	196.0	305.0	277.0	242.4	232.7	230.0
77.5°	196.0	168.6	155.1	157.5	136.7	177.9	292.7	263.5	229.1	217.7	214.7
80°	142.7	126.2	132.2	136.1	116.8	159.9	276.1	246.9	214.4	220.1	215.9
82.5°	91.5	81.3	107.2	111.1	97.3	141.5	258.0	229.4	193.6	175.8	171.6
85°	46.7	51.5	79.8	84.6	75.0	116.2	236.1	206.3	170.1	146.3	148.7
87.5°	26.2	35.2	50.9	56.9	53.0	89.4	191.5	170.1	138.8	112.9	99.4
90°	0.0	0.0	0.0	0.0	0.0	0.0	0.0	0.0	0.0	0.0	0.0

(END OF REPORT)